



ABS

DOORS & TIMBER



PRODUCT CATALOGUE



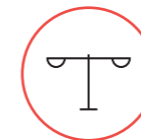
CRAFTING INNOVATIVE DESIGNS FOR THE MODERN HOME.

OUR CORE VALUES



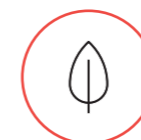
QUALITY

We prioritize quality above all else and strive to produce products that are not only visually appealing, but also durable and long-lasting.



INTEGRITY

We are honest and transparent in all our dealings and operate with the utmost integrity and professionalism.



SUSTAINABILITY

We believe in minimizing our environmental impact and are committed to using sustainable materials and practices in our manufacturing process.



Our unwavering dedication drives us to create products that excel not only in visual appeal but also in durability and longevity.

CONTENTS

INTERNAL DOORS

DAINTREE PG 6
 WELLINGTON PG 10
 BARN DOORS PG 12
 MURRAY PG 14

EXTERNAL DOORS

ALPINE PG 16
 ANZAC PG 18
 KAKADU PG 20
 CANUNDA PG 22

DOOR FILLINGS

DOOR FILLINGS PG 24

TIMBER

SKIRTING PG 26
 DOOR JAMBS PG 26

ADDITIONAL INFORMATION


CARE INSTRUCTIONS PG 29
 GUARANTEE PG 30
 WARRANTY PG 31

DAINTREE RANGE

Our Daintree doors feature sleek, modern design, boasting a crisp finish and versatile patterns for added elegance to your space.



DA1




DA2



DA3



DA4



DA5


SPECIFICATIONS

Standard Door Size:

Min 2040x520x35 - Max 2040x820x35
 Min 2340x520x35 - Max 2340x820x35

Custom Door Size:

Min 2040x870x35 - Max 2040x970x35
 Min 2340x870x35 - Max 2340x970x35



P/C



DuraXP



SPM


Fillings

Honeycomb Core (HC1)
 Honeycomb Core (6mm Skin)
 Solicore Particleboard (SPC1)
 Solid Timber Blockboard (STBB)



DA4


DAINTREE RANGE CONTINUED...



DA6



DA7



DA8



DA12



DA13



DA14




DA9



DA10



DA11



DA15



DA16



DA17

WELLINGTON RANGE

Wellington internal doors blend sophistication with elegance, offering a sleek, polished look that complements any home style, enhancing your space's aesthetic.



WE1



WE2



WE3


SPECIFICATIONS

Standard Door Size:

Min 2040x520x35 - Max 2040x820x35
 Min 2340x520x35 - Max 2340x820x35

Custom Door Size:

Min 2040x870x35 - Max 2040x970x35
 Min 2340x870x35 - Max 2340x970x35



P/C

Fillings

Honeycomb Core (6mm Skin)

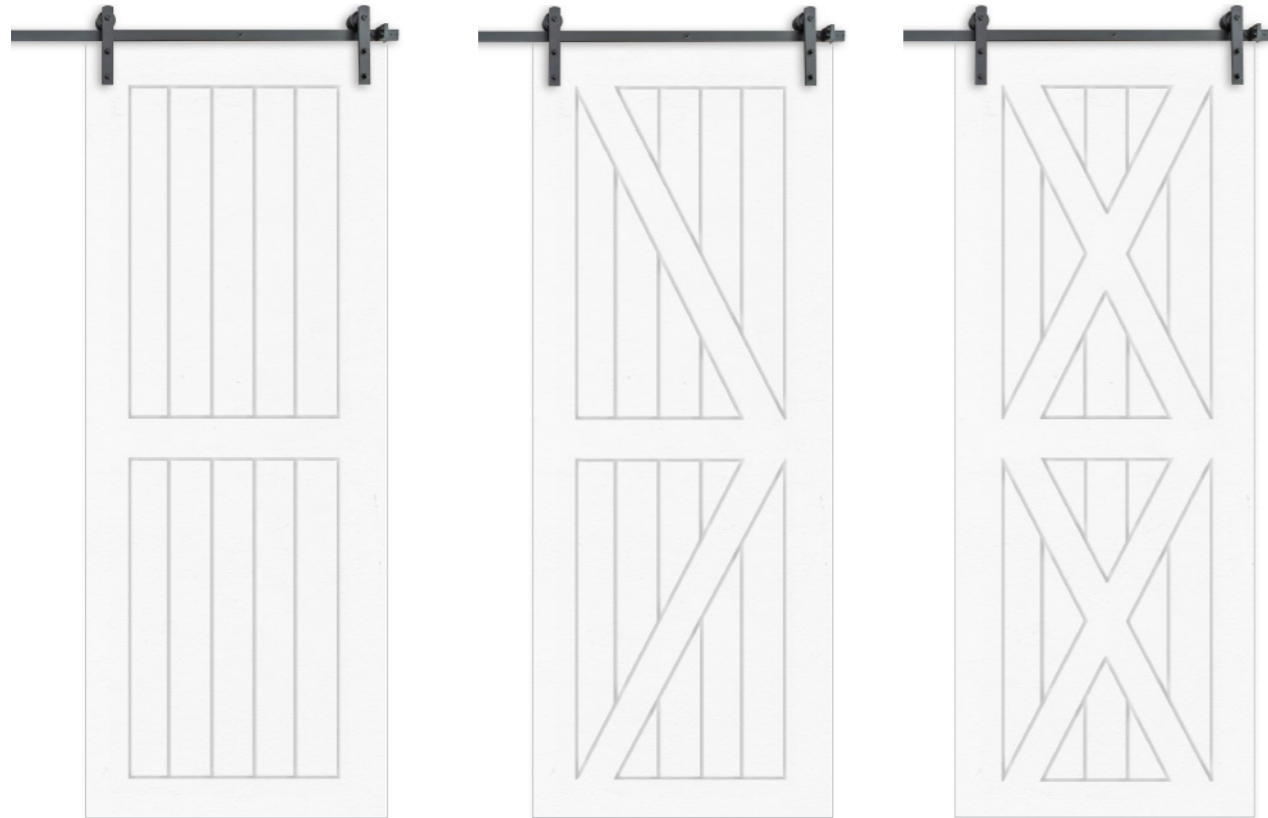
BARN DOORS RANGE

Our Barn doors offer a rustic and charming addition to any home decor, inspired by traditional style for a unique and eye-catching look.



BA1

BA2



BA3

BA4

BA5

SPECIFICATIONS


Standard Door Size:

2150 X 1000 X 35

Custom Door Size:

Min 2150 X 1000 X 35

Max 2400 X 1200 X 35



P/C

Fillings

Honeycomb Core (6mm Skin)

Routed both sides



BA4

MURRAY RANGE

Discover the sophistication of our Murray range. Meticulously designed with a keen eye for detail, these doors bring traditional elegance to your interiors while ensuring privacy and durability.



MU1



MU2



MU3



MU4



MU5


SPECIFICATIONS

Standard Door Size:

2040x820x40, 2340x820x40

Custom Door Size:

Min 1990x800x40 – Max 2400x1200x40



P/C

Fillings

Solid MDF Core (SMC)

Routed one side, double sided is optional.



MU1



ALPINE RANGE

Our Alpine doors elevate any home with sophistication, boasting glass panels to invite natural light and warmth, creating an inviting atmosphere.



AL1



AL2



AL3



AL4

SPECIFICATIONS

Standard Door Size:

Min 2040x520x40 - Max 2040x820x40
 Min 2340x520x40 - Max 2340x820x40

Fillings

Solid Timber Blockboard (STBB)



DuraXP



SPM



Clear



Translucent

ANZAC RANGE

Our Anzac range adds natural charm and classic character to any home, with glass options for style and functionality, balancing natural light and privacy.

AN1 Custom Door Size:

Min 1900x1100x40 -
Max 2400x1200x40



AN1



AN2



AN3



AN4



AN5

SPECIFICATIONS

Standard Door Size:

2040x820x40, 2340x820x40

AN1 Custom Door Size:

Min 1900x1100x40 - Max 2400x1200x40

Fillings

Solid Timber Blockboard (STBB)



DuraXP



SPM



Clear



Translucent



AN2



KA5

KAKADU RANGE

Our Kakadu entrance doors blend timeless style and warmth, welcoming you with natural charm and classic refinement, offering privacy with their glass-free structure.



KA1




KA2




KA3



KA4



KA5



KA6



KA7

SPECIFICATIONS

Standard Door Size:

2040x820x40, 2340x820x40

Custom Door Size:

Min 1990x800x40 – Max 2400x1200x40

Routed both sides



DuraXP



SPM

Fillings

Solicore Particleboard (SPC1)
Solid Timber Blockboard (STBB)


CANUNDA RANGE

Our Canunda range offers a modern twist on classic design, featuring entrance doors with stunning glass options for contemporary elegance and natural light.

SPECIFICATIONS

Standard Door Size:
2040x820x40, 2340x820x40

Custom Door Size:
Min 1990x800x40 – Max 2400x1200x40



DuraXP



SPM




Clear




Translucent

Fillings
Solid Timber Blockboard (STBB)



CA1



CA1 (SPM)



CA2




CA3




CA4



CA5



CA5 (CPM)



CA6



CA7

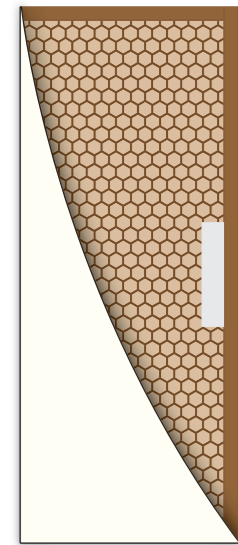


CA1

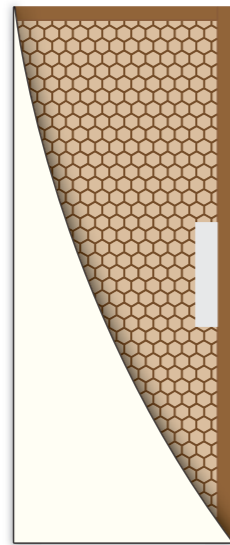
DOOR FILLINGS

Each of these door fillings offers different advantages and is chosen based on specific requirements such as weight, insulation, durability, and aesthetics.


HONEYCOMB CORE (HC1)




HONEYCOMB CORE (6MM SKIN)




SOLID MDF CORE (SMC)



SOLICORE PARTICLEBOARD (SPC1)



SOLID TIMBER BLOCKBOARD (STBB)



SKIRTING & DOOR JAMBS

Elevate the aesthetic appeal of your living spaces with the timeless charm and natural beauty of timber. Crafted with utmost precision and attention to detail, our timber skirting options are designed to enhance any interior decor. Whether you seek a classic, rustic look or a contemporary, sleek design, our diverse range offers the perfect solution for every style preference. With exceptional durability and an elegant finish, our timber skirting adds a touch of sophistication to any room. Explore our carefully curated selection and discover the perfect complement for your home or office today.

DOOR JAMBS




SINGLE DOOR JAMB

DOUBLE REBATE JAMB

SINGLE DOOR JAMB

PRIMED SKIRTING



DAR

BEVELLED

COLONIAL

PENCIL ROUND

LAMBS TONGUE

HALF SPLAY

BULLNOSE

COOLUM COVE

QUAD PRIMED TIMBER



CARE INSTRUCTIONS



1. STORAGE:

Store doors in a flat position in a dry area at all times. Avoid exposure to excessive moisture or extreme temperature fluctuations.



2. MEASUREMENT AND SIZING:

Before purchasing a door, accurately measure the height and width of the opening where you intend to install it. Ensure the measurements are precise to select the appropriate door size for a proper fit.



3. UNPACKING AND TRIMMING:

Remove any packaging or protective coverings from the door. Contact ABS Doors & Timber for trimming allowance guidelines to fit the door to the opening, if necessary.



4. EXTERIOR DOORS:

For exterior doors, it is important to note that they require exterior-grade finishes to protect them from the elements.

Applying suitable finishes, such as weather-resistant paints or sealants, is essential to prevent damage and maintain the warranty.



5. INSTALLATION:

Install entrance doors in weather-protected situations whenever possible to minimize exposure to harsh weather conditions.

Use at least three hinges when fitting solid doors. Larger doors may require four hinges or a pivot hinge system to adequately support the weight.



6. HINGE PLACEMENT AND SIZE:

Follow the manufacturer's guidelines regarding hinge placement and size for proper installation.

Adhering to these recommendations ensures the door's optimal operation and helps prevent sagging over time.

Remember to consult the specific care and maintenance instructions provided by ABS Doors & Timber the manufacturer for any additional guidance. We are here to assist you.

GUARANTEE

We ABS Doors & Timber, hereby provide the following guarantee (hereinafter referred to as the "Guarantee") for the doors supplied by our company:



COVERAGE:

- 1.1 This Guarantee covers the doors supplied by ABS Doors & Timber, and it applies to defects in material and workmanship found in the doors during normal use and service.
- 1.2 The Guarantee is valid for a period of 5 years from the date of purchase.



GUARANTEE BENEFITS:

- 2.1 In the event that a defect covered by this Guarantee is identified within the guarantee period, we will, at our sole discretion:
 - a) Repair the defective door component(s) or
 - b) Replace the defective door component(s) with an equivalent or similar product.



GUARANTEE EXCLUSIONS:

- 3.1 This Guarantee does not cover damage or defects resulting from:
 - a) Improper installation, handling, or use of the doors.
 - b) Lack of proper maintenance or failure to follow the care and maintenance instructions provided by ABS Doors & Timber.
 - c) Misuse, abuse, or intentional damage caused by the client or any third party.
 - d) Alterations, modifications, or repairs made by unauthorized personnel.
 - e) Acts of nature, fire, flood, earthquake, or other external events beyond the control of ABS Doors & Timber.



CLIENT'S OBLIGATIONS:

- 4.1 To avail themselves of the benefits of this Guarantee, the client must:
 - a) Notify ABS Doors & Timber in writing promptly upon discovering the defect covered by this Guarantee.
 - b) Provide proof of purchase or installation, along with a detailed description and supporting evidence of the claimed defect.
 - c) Cooperate with ABS Doors & Timber in the inspection and evaluation of the claimed defect, if required



LIMITATIONS OF LIABILITY:

- 5.1 To the fullest extent permitted by law, ABS Doors & Timber's liability under this Guarantee is limited to the repair or replacement of defective door components as stated in Section 2.
- 5.2 ABS Doors & Timber shall not be liable for any indirect, incidental, consequential, or special damages arising from the use or inability to use the doors covered by this Guarantee.
- 5.3 This Guarantee does not affect the client's statutory rights under applicable consumer protection laws.



TRANSFERABILITY:

- 6.1 This Guarantee is transferable to subsequent owners of the doors during the guarantee period, provided that the new owner notifies ABS Doors & Timber in writing of the transfer.




DISPUTE RESOLUTION:

- 7.1 Any dispute arising out of or in connection with this Guarantee shall be resolved through good faith negotiations between the parties.
- 7.2 If a resolution cannot be reached, the parties agree to submit the dispute to mediation or arbitration.

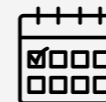
Please retain a copy of this Guarantee, along with your purchase or installation records, for future reference. For any warranty claims or further assistance, please contact our customer service team at ABS Doors & Timber.

WARRANTY



WARRANTY COVERAGE:

- 1.1 ABS Doors & Timber warrants that the doors supplied to the Client shall be free from defects in material and workmanship under normal use and service.
- 1.2 The warranty covers the repair or replacement, at the sole discretion of ABS Doors & Timber, of any defective door components, including but not limited to frames, panels, hardware, and finishes, subject to the terms and conditions stated herein.



DURATION:

- 2.1 This warranty is valid for a period of 5 years from the date of purchase, with proof of receipt.
- 2.2 The warranty is non-transferable and applies solely to the original Client who purchased or received the doors directly from ABS Doors & Timber.



WARRANTY EXCLUSIONS:

- 3.1 This warranty does not cover damage or defects resulting from:
 - a) Improper installation, handling, or use of the doors.
 - b) Lack of proper maintenance or failure to follow the care and maintenance instructions provided by ABS Doors & Timber.
 - c) Misuse, abuse, or intentional damage caused by the Client or any third party.
 - d) Alterations, modifications, or repairs made by unauthorized personnel.
 - e) Acts of nature, fire, flood, earthquake, or other external events beyond ABS Doors & Timber control.



CLAIMS PROCESS:

- 4.1 In the event of a defect covered by this warranty, the Client must promptly notify ABS Doors & Timber in writing within 30 days of purchase.
- 4.2 The Client must provide proof of purchase or installation, along with a detailed description and supporting evidence of the claimed defect.
- 4.3 ABS Doors & Timber reserves the right to inspect and evaluate the claimed defect before authorizing any repairs or replacements under this warranty.



ABS DOORS & TIMBER OBLIGATIONS:

- 5.1 If a valid claim is made within the warranty period and is accepted by ABS Doors & Timber, it will, at its sole discretion:
 - a) Repair the defective door component(s) or
 - b) Replace the defective door component(s) with an equivalent or similar product.
- 5.2 ABS Doors & Timber may choose to use new or refurbished parts or components for repairs or replacements.



LIMITATIONS OF LIABILITY:

- 6.1 To the fullest extent permitted by law, ABS Doors & Timber's liability under this warranty is limited to the repair or replacement of defective door components as stated in Section 5.
- 6.2 ABS Doors & Timber shall not be liable for any indirect, incidental, consequential, or special damages arising from the use or inability to use the doors covered by this warranty.
- 6.3 This warranty does not affect the Client's statutory rights under applicable consumer protection laws.



DISPUTE RESOLUTION:

- 7.1 Any dispute arising out of or in connection with this warranty shall be resolved through good faith negotiations between the Parties.
- 7.2 If a resolution cannot be reached, the Parties agree to submit the dispute to mediation or arbitration.

Please carefully read and review the terms of this warranty. By accepting the doors supplied by ABS Doors & Timber, the Client acknowledges their acceptance of the terms and conditions stated herein.



02 8074 1444 | info@absdoors.com.au | www.absdoors.com.au

20/364-384 Woodpark Rd, Smithfield NSW 2164
ABN: 11 654 056 649